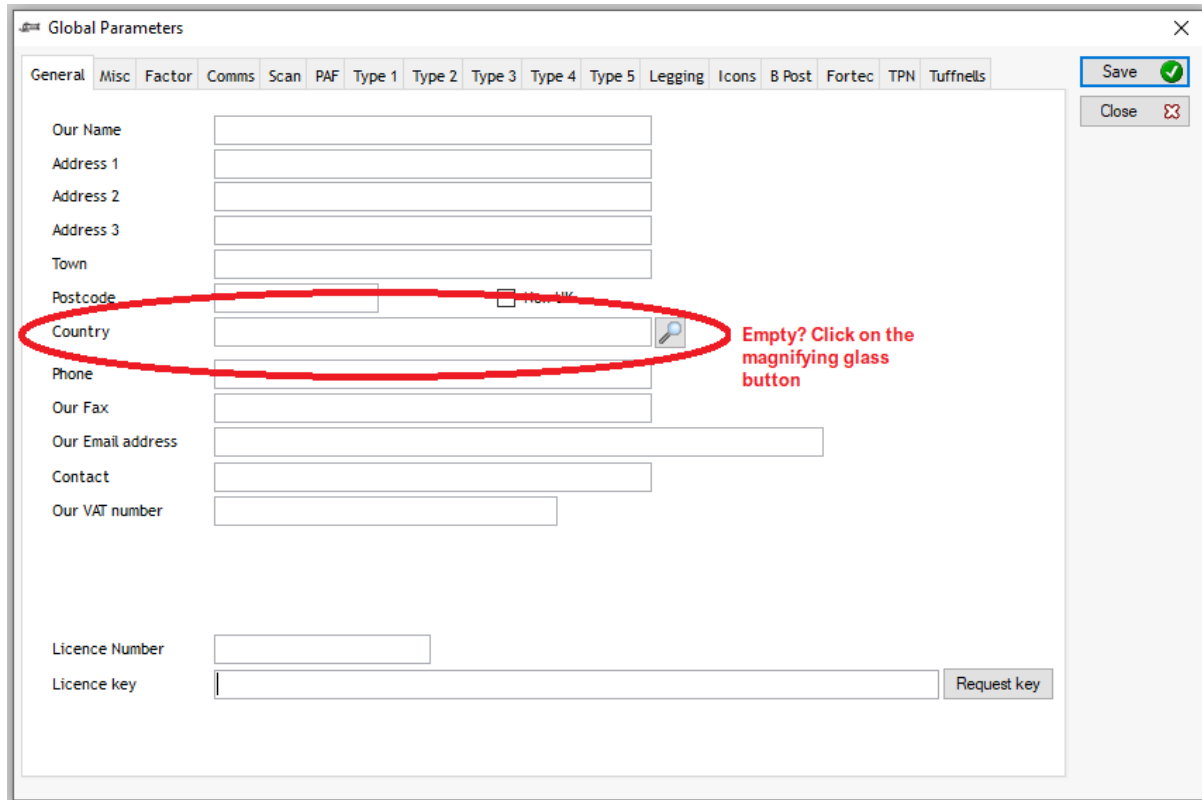


Loadmaster – Country and Hazchem files

We have noticed that some users are working without these, but they are a good addition to the system.

To find out if you have the Country file loaded simply go into Global Parameters.



The screenshot shows the 'Global Parameters' window with the 'General' tab selected. The 'Country' field is highlighted with a red oval. A red magnifying glass icon is visible next to the 'Country' field. A red text annotation points to this icon: 'Empty? Click on the magnifying glass button'.

Global Parameters

General Misc Factor Comms Scan PAF Type 1 Type 2 Type 3 Type 4 Type 5 Legging Icons B Post Fortec TPN Tuffnells

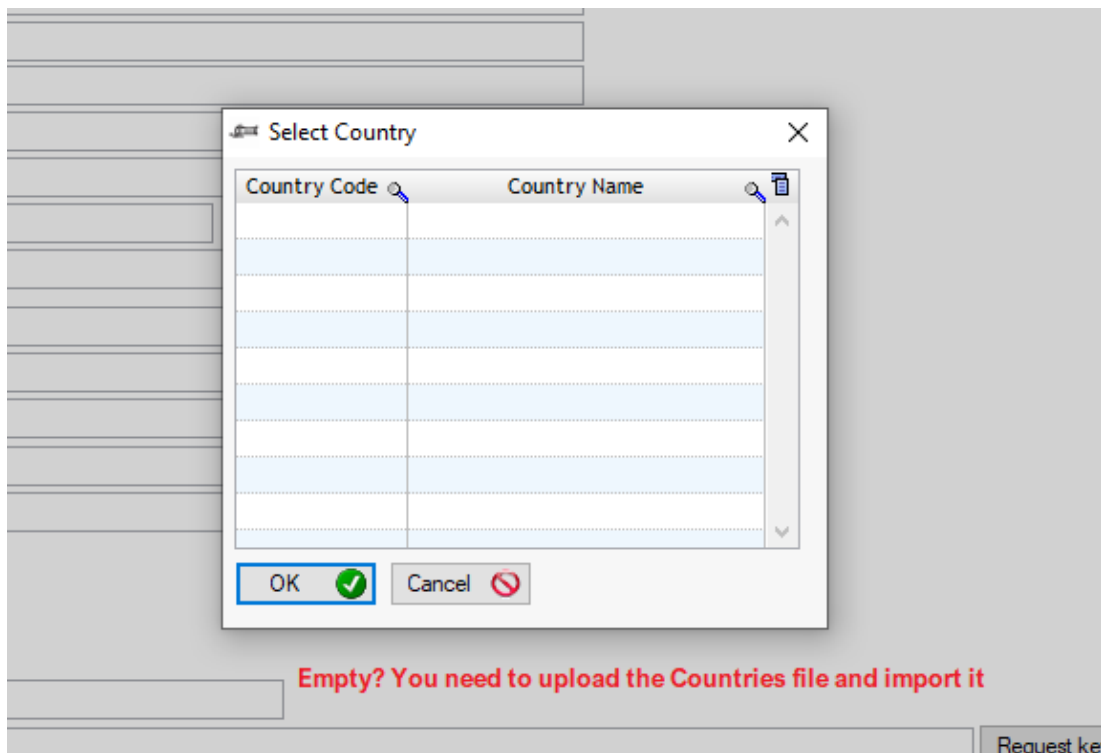
Our Name
Address 1
Address 2
Address 3
Town
Postcode
Country
Phone
Our Fax
Our Email address
Contact
Our VAT number

Licence Number
Licence key

Save Close

Empty? Click on the magnifying glass button

Clicking on the magnifying glass button will display the Country file.



The screenshot shows the 'Select Country' dialog box. It has a table with two columns: 'Country Code' and 'Country Name'. The table is empty. At the bottom, there are 'OK' and 'Cancel' buttons. A red text annotation at the bottom of the dialog box says: 'Empty? You need to upload the Countries file and import it'.

Select Country

Country Code	Country Name

OK Cancel



Empty? You need to upload the Countries file and import it

The Country file is available on our web site. Just download and save it.

[\[Return to main page\]](#)

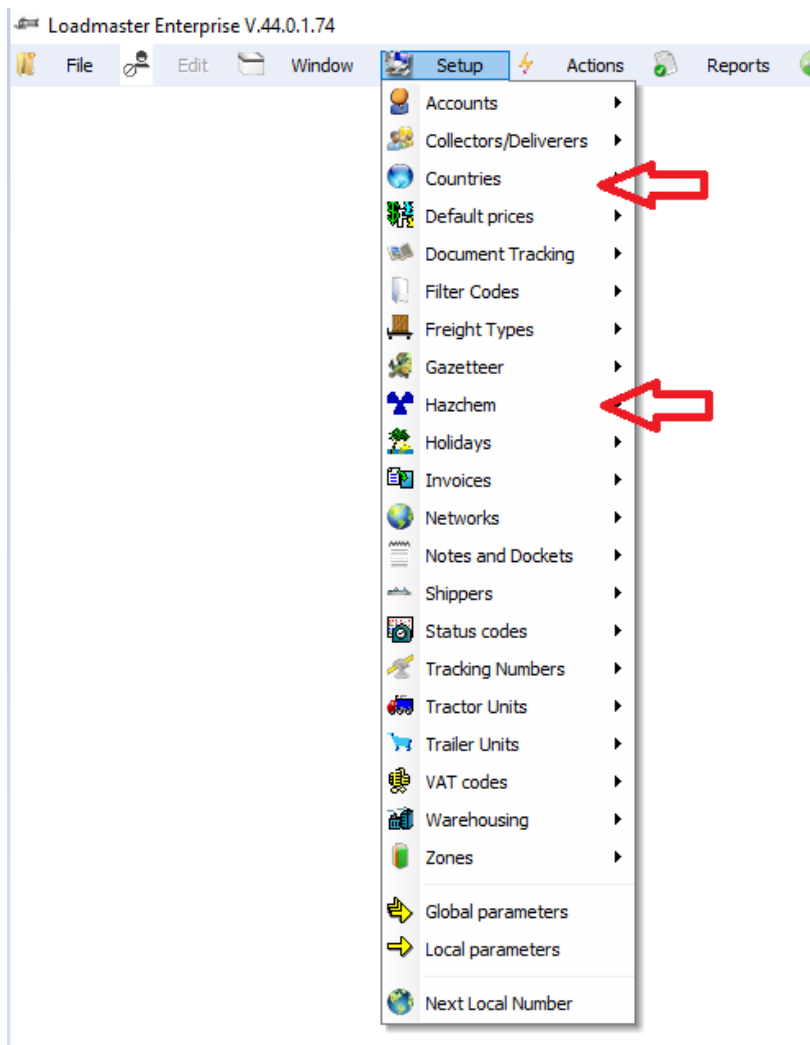
ZipZAP Computers Limited - Available downloads

Files in <https://www.zipzap.co.uk/downloads/Shop/LoadmasterEnterprise/Data:>

- [Aclfinal.txt](#) 154KB  Hazchem data
- [Gazetteer.FIC](#) 6MB
- [countries.csv](#) 4KB  Country data
- [Gazetteer.ndx](#) 10MB

Note there is another file here called Aclfinal.txt – this is a list of Hazchem codes if you are missing that as well. You can check Hazchem on the Actions menu.

These are both loaded from the Setup menu.



To load the countries file, go into Setup then Countries. There is an import button in the bottom left. Remember to go back into Global Parameters and select YOUR country.

To load the Hazchem file, go into Setup then Hazchem and 'Import ACL file.'